



ಬೃಹತ್ ಬೆಂಗಳೂರು ಮಹಾನಗರ ಪಾಲಿಕೆ
Bruhat Bengaluru Mahanagara Palike









BBMP COVID-19 WAR ROOM 01.01.2023

BBMP / COVID-19 WAR ROOM / BULLETIN – 1014/ 01.01.2023 / #BBMPfightsCOVID19



OVERVIEW OF COVID-19 IN BENGALURU

 <h2>CASE TRENDS</h2> <p>ACTIVE CASES 271</p> <table border="0"> <tr> <td><u>Confirmed Cases</u></td> <td><u>Recovered Cases</u></td> <td><u>Death Cases</u></td> </tr> <tr> <td>24 18,76,810[#]</td> <td>48 18,59,548[#]</td> <td>0 16,991[#]</td> </tr> </table>	<u>Confirmed Cases</u>	<u>Recovered Cases</u>	<u>Death Cases</u>	24 18,76,810 [#]	48 18,59,548 [#]	0 16,991 [#]	 <h2>HOSPITALIZATION</h2> <p>2</p> <table border="0"> <tr> <td><u>ICU – V</u></td> <td><u>ICU</u></td> <td><u>HDU</u></td> <td><u>General</u></td> </tr> <tr> <td>-</td> <td>-</td> <td>-</td> <td>2</td> </tr> </table> <p>INCLUDES GOVT. QUOTA AND PRIVATE WALK-IN HOSPITALIZATION</p>	<u>ICU – V</u>	<u>ICU</u>	<u>HDU</u>	<u>General</u>	-	-	-	2
<u>Confirmed Cases</u>	<u>Recovered Cases</u>	<u>Death Cases</u>													
24 18,76,810 [#]	48 18,59,548 [#]	0 16,991 [#]													
<u>ICU – V</u>	<u>ICU</u>	<u>HDU</u>	<u>General</u>												
-	-	-	2												
 <h2>VACCINATION</h2> <p>2,579 2,05,26,880[#]</p> <table border="0"> <tr> <td><u>First Dose</u></td> <td><u>Second Dose</u></td> <td><u>Precaution Dose</u></td> </tr> <tr> <td>159 96,82,121[#]</td> <td>240 94,86,716[#]</td> <td>2,180 13,58,043[#]</td> </tr> </table>	<u>First Dose</u>	<u>Second Dose</u>	<u>Precaution Dose</u>	159 96,82,121 [#]	240 94,86,716 [#]	2,180 13,58,043 [#]	 <h2>TRIAGING</h2> <p><u>MTU</u></p> <p>2</p> <p><u>Tele Triage</u></p> <p>19</p>	 <h2>ACTIVE CZs</h2> <p>0</p> <p><u>MCZs (< 5 cases)</u></p> <p>0</p> <p><u>Clusters (> 5 cases)</u></p> <p>0</p>							
<u>First Dose</u>	<u>Second Dose</u>	<u>Precaution Dose</u>													
159 96,82,121 [#]	240 94,86,716 [#]	2,180 13,58,043 [#]													
 <h2>TESTING</h2> <p>4,599 3,20,43,645[#]</p> <table border="0"> <tr> <td><u>Positivity :0.63%</u> <small>*FOR LAST 7 DAYS</small></td> <td><u>RAT</u></td> <td><u>RTPCR</u></td> </tr> <tr> <td></td> <td>1,154</td> <td>3,445</td> </tr> </table>	<u>Positivity :0.63%</u> <small>*FOR LAST 7 DAYS</small>	<u>RAT</u>	<u>RTPCR</u>		1,154	3,445									
<u>Positivity :0.63%</u> <small>*FOR LAST 7 DAYS</small>	<u>RAT</u>	<u>RTPCR</u>													
	1,154	3,445													

: indicates cumulative numbers till date



ABSTRACT OF COVID-19 SCENARIO IN BENGALURU



	MALE			FEMALE			TRANSGENDER			TOTAL		
	Last 24 Hours	Last 7 Days	Cumulative	Last 24 Hours	Last 7 Days	Cumulative	Last 24 Hours	Last 7 Days	Cumulative	Last 24 Hours	Last 7 Days	Cumulative
Positive Cases	12	128	11,06,678	12	92	7,69,936	0	0	196	24	220	18,76,810
Recovered Cases	26	107	10,94,186	22	80	7,64,232	0	0	187	48	187	18,59,548
Death Cases	0	0	10,761	0	0	6,226	0	0	4	0	0	16,991
Total Tests Done	In Last 24 hrs. : 4,559			In last 7 days : 34,789			Cumulative : 3,20,43,645					
Vaccine Doses Administered	In Last 24 hrs. : 2,579			In last 7 days : 20,316			Cumulative : 2,05,26,880					
ACTIVE CASES									271			

*Covid deaths occurred today : 00 | Covid deaths occurred beyond last 24hrs., reported today : 00

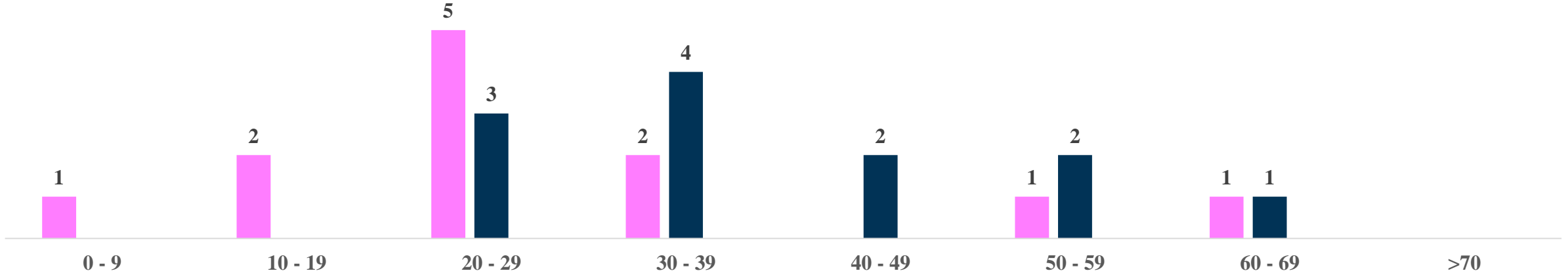


LAST 24 HOURS AGE GROUP AND GENDER WISE DISTRIBUTION



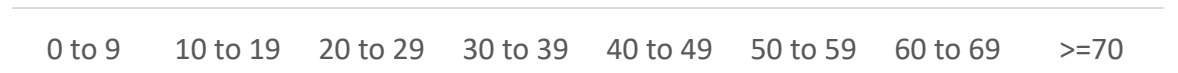
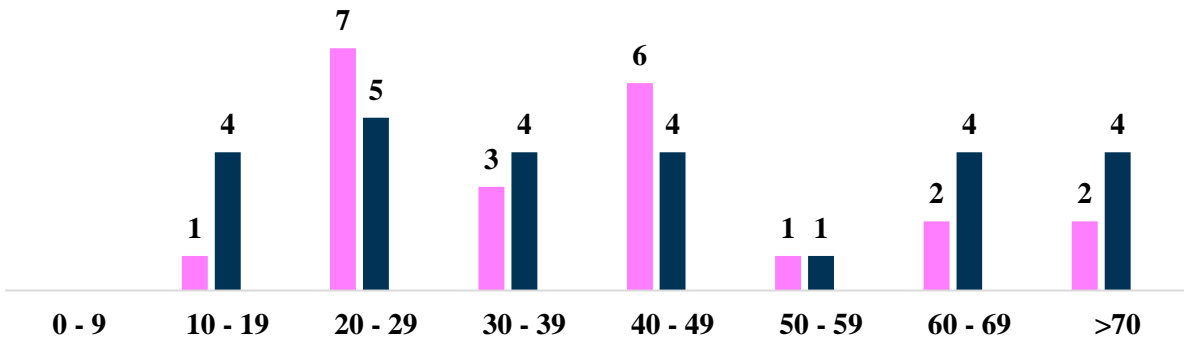
Positive Cases : 24

Female Male Transgender



Recovered Cases : 48

Death Cases : 0

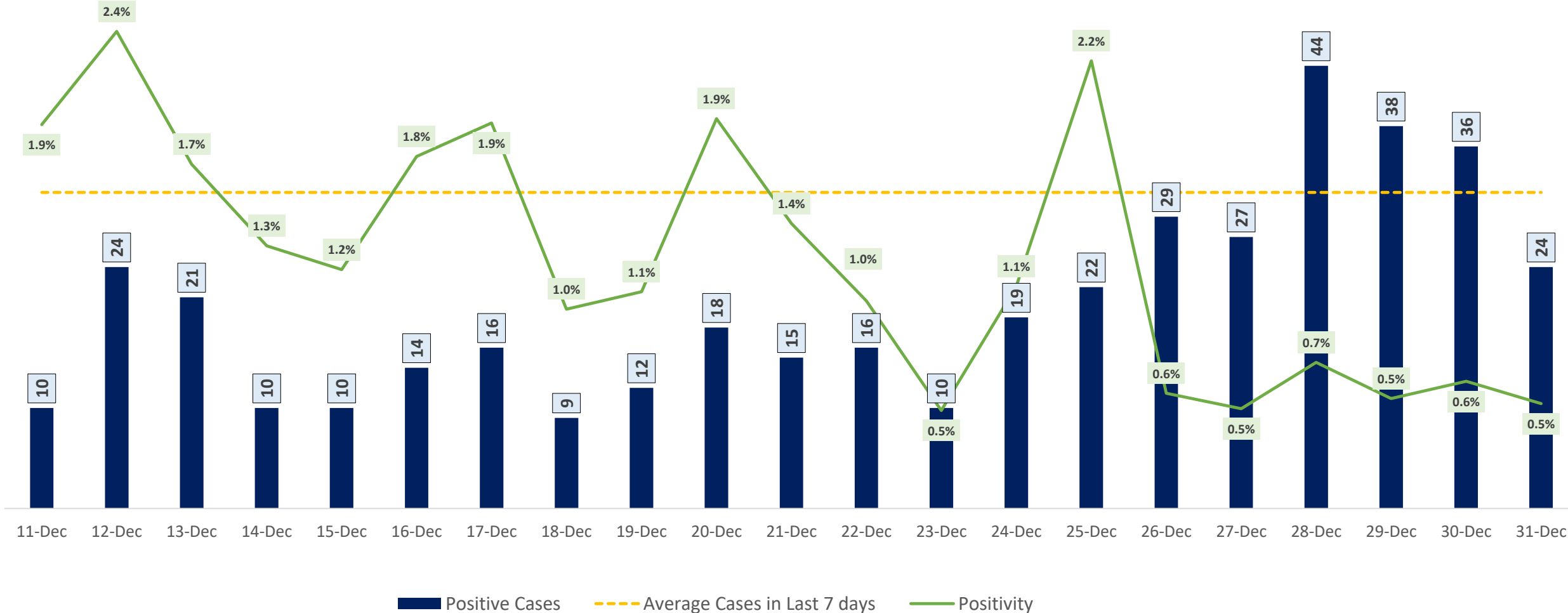




POSITIVITY RATE OF BENGALURU – LAST 21 DAYS



Average Cases in Last 7 days : 31

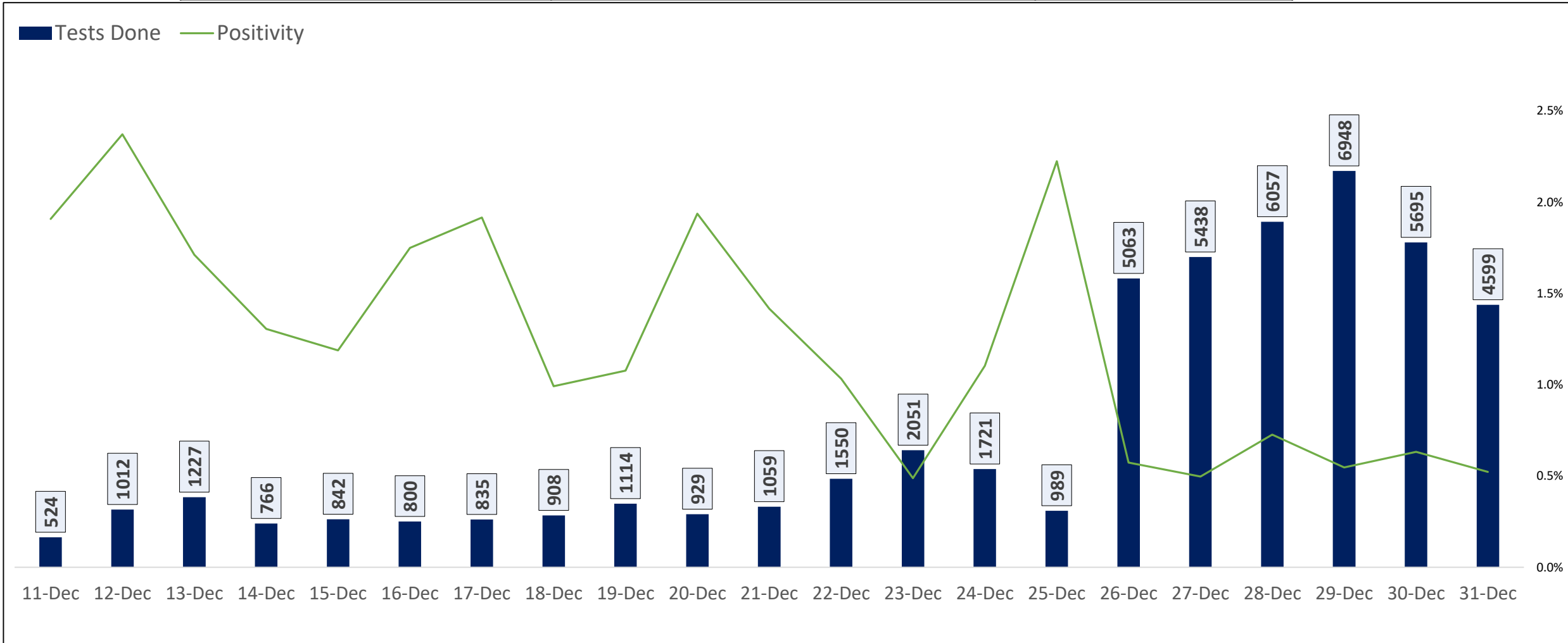




TESTING TRENDS IN BENGALURU

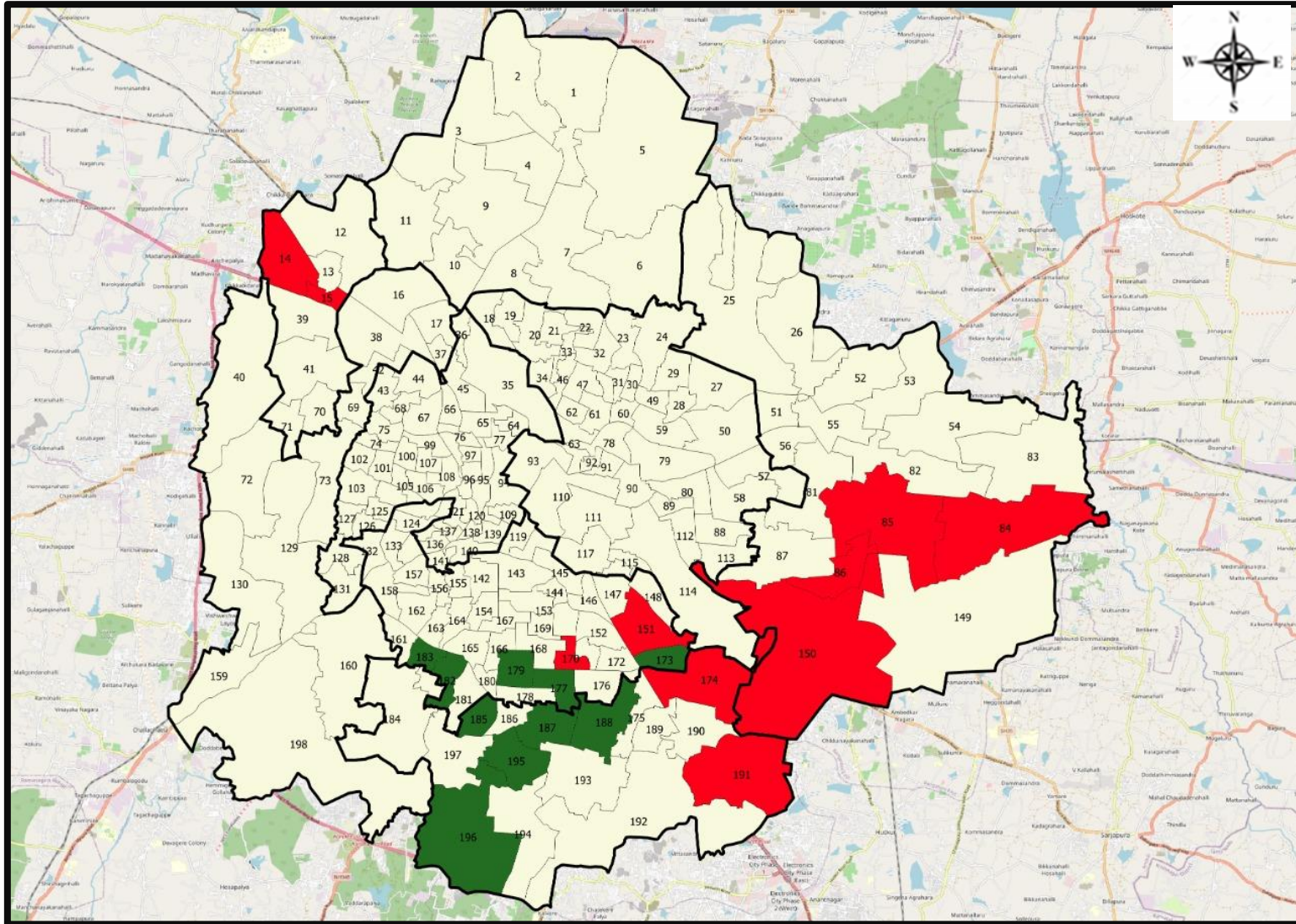


Total Test Conducted Till Date	Test Conducted Last 24 hours	Last 7 Days Average
3,20,43,645	4,599	4,970





BENGALURU URBAN MAP SHOWING TREND OF POSITIVE CASES IN LAST 7 DAYS



Top 10 wards reporting highest number of positive cases in last 10 days

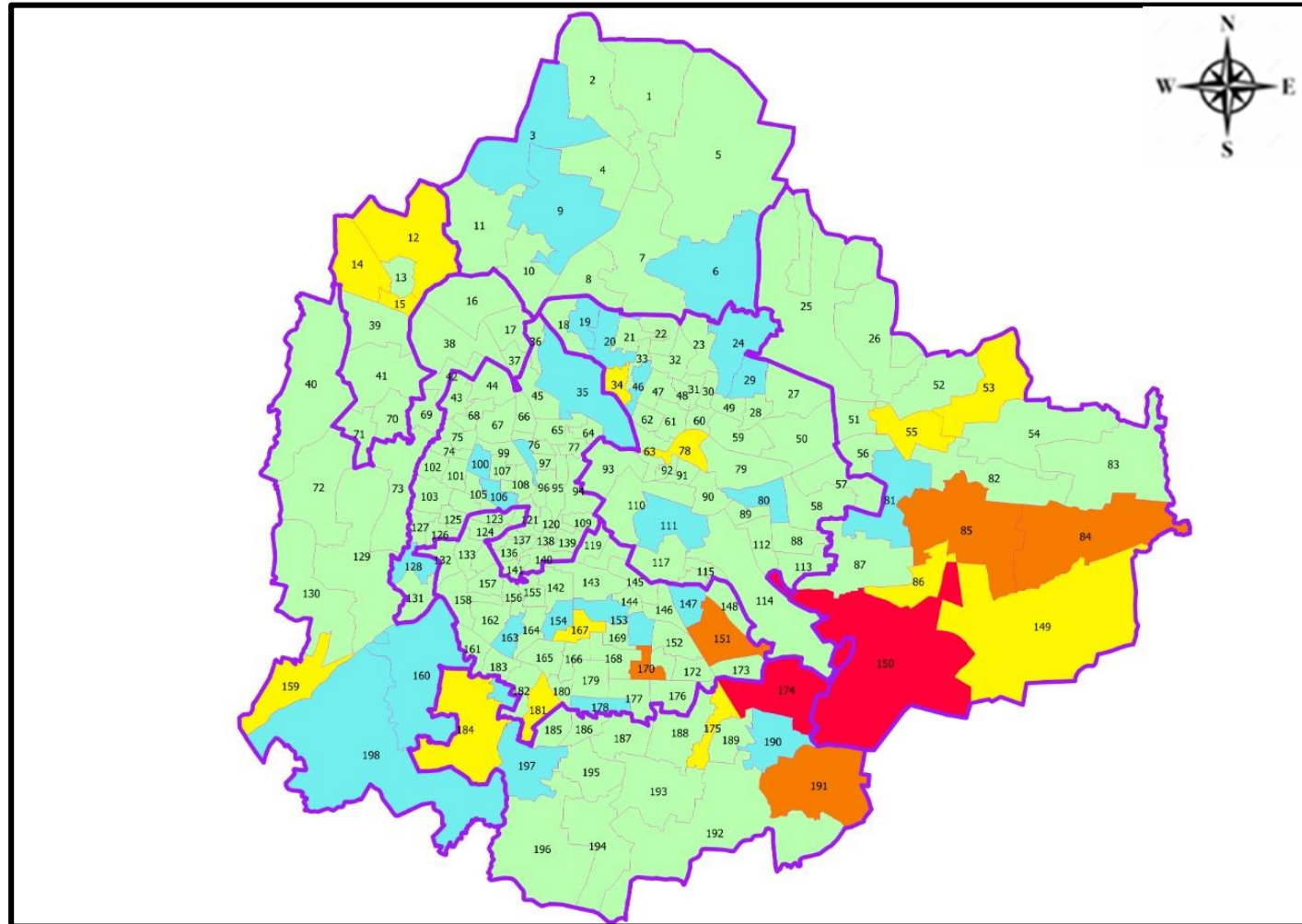
Ward No.	Ward Name	Daily Cases Average
174	HSR Layout	2
150	Bellanduru	2
85	Dodda Nekkundi	2
151	Koramangala	2
191	Singasandra	1
84	Hagadur	1
170	Jayanagar East	1
14	Bagalakunte	1
15	T Dasarahalli	1
86	Marattahalli	1







Top 10 wards reporting least number of positive cases in last 7 days

Ward No.	Ward Name	Daily Cases Average
196	Anjanapura	0
195	Konanakunte	0
188	Bilekhali	0
187	Puttenahalli	0
185	Yelchenahalli	0
183	Chikkalsandra	0
182	Padmanabha Nagar	0
179	Shakambari Nagar	0
177	J P Nagar	0
173	Jakkasandra	0



BENGALURU MAP SHOWING INTENSITY OF POSITIVE CASES IN LAST 7 DAYS



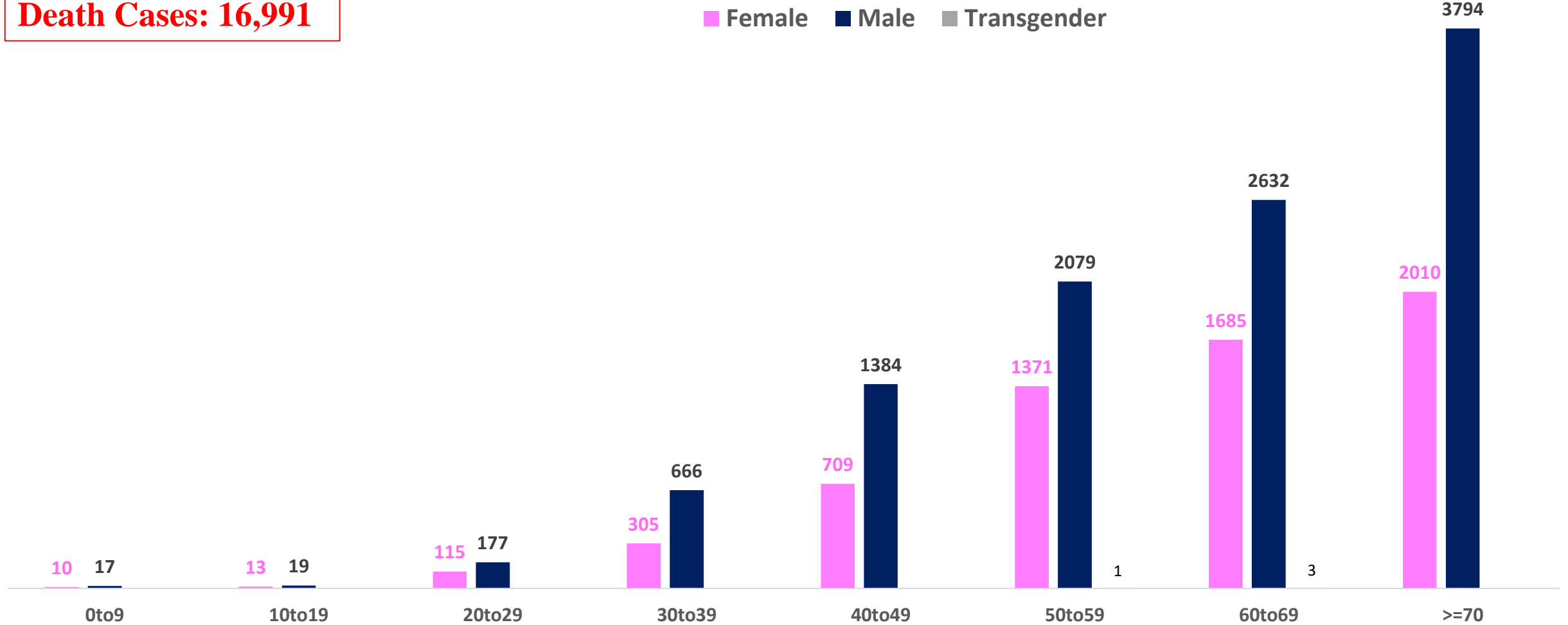
-  Level 1 : 0 to 1 Cases
-  Level 2 : 1 to 3 Cases
-  Level 3 : 3 to 5 Cases
-  Level 4 : 5 to 10 Cases
-  Level 5 : More than 10 Cases
-  Zone Boundaries



AGE AND GENDER WISE DISTRIBUTION OF DEATH CASES



Death Cases: 16,991





COVID-19 SCENARIO IN BENGALURU AND OTHER METROPOLITAN CITIES



CITY NAME	Positive Cases	Active Cases	Recovered	Deceased	Vaccine Doses Administered
New Delhi	20,07,208	30	19,80,657	26,521	3,73,17,328
Bengaluru*	18,76,810	271	18,59,548	16,991	2,37,78,980
Mumbai	11,54,195	50	11,34,399	19,746	2,21,34,555
Chennai	7,93,190	29	7,84,090	9,071	1,13,96,462

Source : <https://dashboard.cowin.gov.in/> at 5:00pm (01.01.2023)
Source : <https://www.covid19bharat.org/> at 5:00pm (01.01.2023)

*includes BBMP & Bengaluru Urban



SNAPSHOT OF COVID-19 CASES IN BENGALURU URBAN



**Total Wards With
0 Cases* :
105**

**Tests Conducted
on 31.12.2022:
4,599**

**Recovery
Rate*:
99.08%**

**Total
Active Cases :
271**

**Total Vaccinated
on 31.12.2022:
2,579**

**Positivity
Rate* :
0.63%**

**Active
Rate*:
0.01%**

**Case
Fatality Rate* :
0.00%**





*Total positive cases In the past 7 days

*CFR and positivity is for Past 7 days



ಬೃಹತ್ ಬೆಂಗಳೂರು ಮಹಾನಗರ ಪಾಲಿಕೆ
Bruhat Bengaluru Mahanagara Palike



Download BBMP Bulletin	https://apps.bbmpgov.in/covid19/mediabulletin.php
To register for vaccination :	https://selfregistration.cowin.gov.in/
BBMP COVID19 Dashboard:	https://apps.bbmpgov.in/covid19/
Follow us on:	 www.facebook.com/bbmp.comm1/
	 twitter.com/BBMPCOMM
	  BBMPSplHealth

Issued by:


Honorable Chief Commissioner, BBMP
Special Commissioner Health & IT, BBMP
MD, Bengaluru Smart City Limited

THANK YOU !

ಬೃಹತ್ ಬೆಂಗಳೂರು ಮಹಾನಗರ ಪಾಲಿಕೆ
Bruhat Bengaluru Mahanagara Palike

Stay Safe from COVID-19 Virus

 **Wear Mask**

Wash Hands Regularly 

 **Maintain Social Distance**

Get Vaccinated 

For more information around COVID-19 call the BBMP helpline number 1533

